

Unto Us (Isaiah 9)

Based on the recording from the album Doorpost Songs: Unto Us by Dave & Jess Ray

David Ray
Jessica Ray

$\text{♩} = 146$
drum fill intro

A A^{sus} A

4 A^{sus} A A^{sus} A

8 A^{sus} **Intro** F[♯]m7 If playing with band, both hands
play treble melody in octaves D2

11 A E F[♯]m7

The piano score is written for a grand piano in 4/4 time with a key signature of three sharps (F#, C#, G#). The tempo is marked as 146 beats per minute. The score is divided into four systems. The first system (measures 1-3) begins with a 'drum fill intro' and features a bass line of eighth notes and a treble line with chords. The second system (measures 4-7) continues the bass line and treble chords. The third system (measures 8-10) includes an 'Intro' section where the treble hand plays a melody in octaves over an F#m7 chord, while the bass hand continues its pattern. The fourth system (measures 11-13) features a treble melody over a bass line, with chords changing from A to E to F#m7.

14

D2 A E

W.L., or opt ALL

On the

17

W.L., or opt ALL

On the

17

A A_{sus} A A_{sus}

If playing with band, opt. tacet

me

1 Verse

21

peo - ple who were walk - ing in dark - ness,

A A_{sus} A

me

24

in - to the dark - ness has shined a light.

Asus A Asus A

28

1a Verse

And on those who, ple who were liv - ing in in who were walk - ing in

2x opt Ten 8va

Asus A If playing with band, both hands play treble melody in octaves Asus

31

cue notes 2x

dark dark - ness, deep in - to the dark dark - ness has dawned shined

A Asus A

34 *cue notes 2x* *2x opt W.L. only*

a light.
a light.

And He is light

A *sus* **A** **A** *sus*



37 *cresc.*

and life to all man - kind!

D **E** **D**
F **F**




40 *opt. ornament* **2** Chorus

ALL unis. *mf*

Un - to us a child is born,

E *sus*
G **A**



43

un - to us a Son

Ama⁷ F[#]m7

43

46

is giv - en. And His

D2

46

49

name shall be Won - der - ful

A Ama⁷

49

52

Coun - se - lor, Might - y God, Ev - er - last - ing One,

52

Ama⁷
C#

Dma⁷

F#m7

55

un - to us!

55

E_{sus}

F#m7

58

On the

58

D2

A

E

♣ Coda 1

Unto Us

2a Chorus

7

61

light and life! Oh, un - to us

61

D F# E sus G# A

64

a child is born, un - to us

64

Ama⁷

67

a Son is giv - ven.

67

F#m7 D2

70

And His name shall be

A

70

73

Won - der - ful Coun - se - lor, Might - y God,

Ama⁷Ama⁷
C#Dma⁷

73

2X to Coda 2

76

Ev - er - last - ing One!

F#m7

E_{sus}

76

3 Bridge

79

ALL unis.
And the gov - ern - ment, it shall be up - on His

D2 E D D2 E D

83

shoul - ders. And the gov - ern - ment,

A Ama⁷ A₆ A⁵ D2 E D

87

it shall be up - on His shoul - - - ders.

D2 E D A Ama⁷

90

W.L. only

And the great - ness and peace of His king - dom

90

A6 A5 F#m A D

94

Interlude

nev - - - er ends.

94

A If playing with band, both hands play treble melody in octaves A_{sus}

cresc.

97

W.L. only

It nev - er ends.

97

A A_{sus} A

100

ALL
Oh,

100

A sus A A sus

103

Coda 2 Un - to us! **Outro**

Sop only

For un - to us a child is

Bass only Un - to us!

F#m7 D2

103

106

born!

W.L. only Un - to us!

ALL Women For un - to

ALL Men

106

A E F#m7

108

us a child is born!

D2 A E A

109



SCRIPT

by Dana Anderson and Dave Ray

Scriptures taken from the Holy Bible, New International Version®, NIV®. Copyright © 1973, 1978, 1984, 2011 by Biblica, Inc.™ Used by permission of Zondervan. All rights reserved worldwide. www.zondervan.com. The "NIV" and "New International Version" are trademarks registered in the United States Patent and Trademark Office by Biblica, Inc.™.

UNTO US

Script

by Dana Anderson and Dave Ray

Vision and Purpose

The purpose of a Doorpost Songs Family Worship Experience is to have a lasting impact in the lives of families: kids, parents, grandparents, and guardians. God's design for discipleship is generational, both in the home and at church. Psalm 78:4 says, "We will tell the next generation the praiseworthy deeds of the LORD." We hope to create a place for families to come together, share a worship experience, and see the power of God's Word in their lives.

You can use all of our suggestions or use your own. This is not a magic formula; it is simply a place to begin.

Prepare

Participants

- Greeters (Consider using kids or having families fill this role together.)
- Worship Leader
- Host
- Narrators (six)
- Scripture Readers (five)
- Child actors: Mary and Joseph
- Child actors: shepherds (four to six)
- Candlelighters (youth or adults to stand at the end of rows with lit candles; each candlelighter can cover several rows)

Supplies

- Computer graphics slides and videos
- One-minute countdown video (not included)
- Intro video (included)
- Lyric videos for each song (included)
- Nativity set, including manger and baby wrapped in cloth
- Costumes for Mary, Joseph, and shepherds
- Candles (You can purchase drip protectors or make your own.)

Before the Event

- Download the slides and videos and have them ready to use.
- Place two mics on stands near the worship leader for kid narrators.
- Prepare candles to be distributed.
- Place Nativity set.

Pre-Service

*(As parents and kids are walking in, make sure you have the environment ready for them. Ensure **Greeters** are in place and play upbeat, familiar music. Display a video or slide of the event or ministry title.)*

(At one minute until start time, play the COUNTDOWN VIDEO.)

Welcome

HOST: Welcome! We are glad you are here! This is a night for families. It is a night to celebrate Christmas as we sing, dance, laugh, and worship together. When we think of the story of Jesus' birth, most of us think of Luke 2, which says, "In those days Caesar Augustus issued a decree." But that is just the beginning of the final chapter. The story truly begins hundreds of years before.

(Play the INTRO VIDEO. As video begins, band and worship leaders, including kids, get into place.)

SONG: "Unto Us" *(Use the LYRIC VIDEO or a live band.)*

SONG: "Ends of the Earth" *(Use the LYRIC VIDEO or a live band.)*

*(As the song ends, **Narrators** get in place in front of mics.)*

NARRATOR 1: We sang Isaiah 9:2: "The people walking in darkness have seen a great light; on those living in the land of deep darkness a light has dawned."

NARRATOR 2: Isaiah 9:6-7 says, "For to us a child is born, to us a son is given, and the government will be on his shoulders. And he will be called Wonderful Counselor, Mighty God, Everlasting Father, Prince of Peace. Of the greatness of his government and peace there will be no end."

NARRATOR 3: And Micah 5 says, "But you, Bethlehem . . . , though you are small among the clans of Judah, out of you will come for me one who will be ruler over Israel."

NARRATOR 4: "He will stand and shepherd his flock in the strength of the LORD, in the majesty of the name of the LORD his God."

NARRATOR 5: “And they will live securely, for then his greatness will reach to the ends of the earth. And he will be our peace.”

NARRATOR 6: Those verses in the Bible are just a few of the prophecies made about the birth of Jesus.

NARRATOR 1: A prophecy is a message God sends, telling His people what is coming. It is a promise. It is God’s way of telling His people that He has a plan.

NARRATOR 2: God promised His people salvation. But when that prophecy was fulfilled, it came in a way no one expected.

NARRATOR 3: A baby. A baby was the answer to the prophecy. Small, helpless—some might even say ... ordinary.

NARRATOR 4: But this was no ordinary baby. Even His name—Jesus, “the Lord saves”—was a promise that God would save His people.

NARRATOR 5: Not just the people of Bethlehem or the people of Israel, but all people everywhere. This extraordinary promise reaches the ends of the earth.

NARRATOR 6: His light—just like the light of the star on that first Christmas night—shatters the darkness of sin and death in our lives. His light shines in the darkness, and the darkness has not overcome it.

(Scripture from Micah 5:2,4-5)

SONG: “In the Beginning” *(Use the LYRIC VIDEO or a live band.)*

*(During this section of narration, **Mary, Joseph, and the shepherds** enter and get into place on cue and pantomime as Scripture is read. NOTE: We have used the New International Version, but use the version that your church is most familiar with.)*

READER 1: “In those days Caesar Augustus issued a decree that a census should be taken of the entire Roman world. (This was the first census that took place while Quirinius was governor of Syria.)”

READER 2: *(Joseph and Mary enter)* “And everyone went to their own town to register. So Joseph also went up from the town of Nazareth in Galilee to Judea, to Bethlehem the town of David, because he belonged to the house and line of David. He went there to register with Mary, who was pledged to be married to him and was expecting a child.”

READER 3: (*Mary picks up Baby Jesus from the manger*) “While they were there, the time came for the baby to be born, and she gave birth to her firstborn, a son. She wrapped him in cloths and placed him in a manger, because there was no guest room available for them.”

READER 4: (*group of shepherds on opposite side stage*) “And there were shepherds living out in the fields nearby, keeping watch over their flocks at night. An angel of the Lord appeared to them, and the glory of the Lord shone around them, and they were terrified.” (*Consider shining a bright stage light on the shepherds to represent the angel.*)

READER 5: “But the angel said to them, ‘Do not be afraid. I bring you good news that will cause great joy for all the people.’”

(*Mary, Joseph, and the shepherds freeze, or sing from place.*)

SONG: “Glory to God in the Highest” (*Use the LYRIC VIDEO or a live band.*)

(*Mary, Joseph, and the shepherds continue to pantomime. Shepherds move quickly to the manger as soon as the song ends.*)

READER 1: “When the angels had left them and gone into heaven, the shepherds said to one another, ‘Let’s go to Bethlehem and see this thing that has happened, which the Lord has told us about.’”

READER 2: “So they hurried off and found Mary and Joseph, and the baby, who was lying in the manger. When they had seen him, they spread the word concerning what had been told them about this child.”

READER 3: “And all who heard it were amazed at what the shepherds said to them. But Mary treasured up all these things and pondered them in her heart.”

READER 4: “The shepherds returned, glorifying and praising God for all the things they had heard and seen, which were just as they had been told.”

(*Scripture from Luke 2:1-10, 15-20*)

(*As intro to “Gloria (Angels We Have Heard)” begins, shepherds exit. At the end of the intro, lights out on Nativity and Mary and Joseph exit.*)

SONG: “Gloria (Angels We Have Heard)” (*Use the LYRIC VIDEO or a live band.*)

SONG: “Children of God” (*Use the LYRIC VIDEO or a live band.*)

Glory to God in the Highest

based on the recording from the album
Doorpost Songs: Unto Us by Dave & Jess Ray

David Ray

♩ = 112

drum fill

BGV double mel. 8vb

1 Verse

W.L. only

mp I bring you good news. Do

mp *tacet, if playing with band*

Chords: C_m , A_b , E_b , B_b_{sus} , C_m , A_b , E_b , B_b_{sus}

11

not be a - fraid. Great joy un - to you and all peo - ple this

C_m A_b E_b B_b_{sus} C_m A_b E_b B_b_{sus}

15

1a Verse

ALL + band

day. In Beth - le - hem town a for this is a sign

A_b C_m A_b E_b B_b_{sus}

enter, if playing with band

19

Sav - ior is born. ter - ri - fied eyes: Mes - si - ah come down, a - ba - by you'll find,

C_m A_b E_b B_b_{sus} C_m A_b

22

he in is Je - sus the Lord. And sud - den-ly
in a man-ger He lies.

E^b **B^b_{sus}** **A^b** **B^b_{sus}**

26

hea - ven - ly hosts ap - peared to sing their praise:

C_m **A^b** *2x play thru*

2 Chorus

29

Glo - ry to God in the high - est! Glo - ry to God in the

E^b **A^b** **E^b** **C_m**

32

high est! And peace on the earth un - to those on whom His

Ab Eb Cm Ab Eb

35

1

BGVs in octaves: Oo

fa - - - vor rests. Glo - ry to God!


Ab Bbsus Cm Ab

38

Oo Oo

And

Eb Bbsus Cm Ab Eb Bbsus

41 2 3 Bridge 


Sing-in' Oh, oh, let us go and see Him.

B_♭ sus **C_m** **B_♭** **E_♭**

44

Oh, oh, let us go and see. Oh, oh,

C_m **B_♭** **E_♭** **C_m**

2nd X to Coda 

47

let us go and see Him. Oh, oh, let us go and

B_♭ **E_♭** **C_m** **B_♭**

1b Verse*W.L. only*

50

see. *mf* And when they had seen and

50 *E♭* hold downbeat, if playing with band *C_m* *tacet, if playing with band* *A♭* *E♭* *B♭_{sus}*

54

all were a - mazed, the shep - herds re - turned sing - ing their

54 *C_m* *A♭* *E♭* *B♭_{sus}* *C_m* *A♭* *E♭* *B♭_{sus}*

2a Chorus*ALL sing middle harm. 2x*

58

praise. *mf* Glo - ry to God in the high - est!

58 *A♭* *E♭* enter, if playing with band *A♭* *E♭*

62

Glo - ry to God in the high - est! And peace on the earth un - to

C m A b E b C m

65

those on whom His fa - vor rests. Sing-in' Sing-in'

A b E b A b B b sus B b sus

1 2 D.S. al Coda

♩ Coda

69

see.

E b

Promises

based on the recording from the album
Promises by Doorpost Songs

David Ray

 $\text{♩} = 132$

BGVs

mf Oh, oh.**E** *2 synth fade
if playing with band, tacet thru bar 20**pp***1** Verse

W.L. solo

mf

No mat-ter how man - y,

E*mf*

how man - y prom - is - es God makes,

A

10

ev - 'ry one is yes in Christ. + kids Whoa!

13

No mat-ter how man - y, how man - y prom -

E

16

is - es God makes, ev - 'ry one is

A

19

yes in Christ. Whoa!

B E/G# A

22

And so through Him we say a - men

B E/G# A

25

to the glo-ry of the Fa - ther. *ALL* Ev-'ry one is

B E/G# A B

2 Chorus

29

yes, yes, yes! Ev - 'ry one is yes in Christ.

E B A A C[#]m B

32

Ev - 'ry one is yes, yes, yes! No mat - ter

E B A

35

Inst.

how man - y prom - is - es, ev - 'ry one is yes!

A C[#]m B E B A

2nd X to Coda

38

BGVs Oh, oh. BGVs Oh, oh.

A C#m B

1a Verse 2

41

ALL No mat-ter how man - y, how man - y prom -

E E

44

is - es God makes, ev - 'ry one is

cue notes BGV drone

E

47

yes in Christ. Whoa! So through Him,

cue notes BGVs, 8vb

E B E G# A

50

say a - men. And so through Him we say a - men

B E G# A

53

to the glo - ry of the Fa - ther. Ev - 'ry one is

B E G# A B

Coda

56

56

E B A A C[#]m B

if playing with band, tacet thru bar 67

m²

3 Bridge

59

59

ALL
m² 'Cause He is with you, for you, face is turn - ing t'wards you,

E B A

62

62

these are His prom - is - es. He will de - fend you, send you,

A C[#]m B E B A

65

Spir-it liv-ing in you, these are His prom-is-es. *mf* He calls you

A C[#]m B

68

son and daught-er, give you liv-ing wa-ter, these are His prom-is-es.

E B A A C[#]m B

71

Oh, oh.

BGVs, 8vb

The One who made you, saved you, none can sep-a-rate you,

E B A

74

these are His prom - is - es,

Oh, oh, oh.

Shout! Ev - 'ry one is

and ev - 'ry one is

A C#m B

BGVs, 8vb

77

yes!

yes!

Ev - 'ry one is yes, yes, yes!

2a Chorus

cue note 2x, solo W.L.

E B A E B A

80

Ev - 'ry one is yes in Christ. Ev - 'ry one is

A C#m B

83

yes, yes, yes! No mat-ter how man-y prom-is-es,

E B A A C[#]m B

1

86

ev-'ry one is how man-y prom-is-es, ev-'ry one is

A C[#]m B

2
cue notes, solo W.L.

89

yes! Oh, oh.

E B A A C[#]m B

Outro

BGVs

92

Ev - 'ry one is yes! BGVs Oh, oh.

E B A

95

A C[#]m B

DOORPOST SONGS



Family Worship Experience

DEVELOPED BY DANA ANDERSON & DAVE RAY

PREPARE

People:

- Host
- Greeters (consider using kids or having families fill this role together)
- Worship Leader
- 6 child narrators
- 8 child actors: 2 news anchors (one boy, one girl), a reporter (preferably a boy, but could also be a girl, substituting “Judy” for “Judah”), and 5 kid “truth reports”

Supplies:

- Computer graphics slides and videos
 - Countdown video
 - Verse slides: *2 Corinthians 1:20; Deuteronomy 31:8*
 - Close-up picture of a spider
 - Video of a coaster ride
- Game supplies (based on game choice, refer to Leader Guide)
- “News desk” and 2 chairs (consider placing mics on short stands in front of the “news anchors”)
- 2 mics on stands (for Scripture readers and reporter)
- Sheets of paper for “Lift Your Head” activity, enough for each person in attendance (1/4 of an 8.5” x 11” sheet at the smallest; they should be large enough to crumple into a good-sized ball)
- Pens or pencils, enough for each person in attendance (these might be in your pews or seats, if not use cheap “golf-style” pencils)

Before the Event:

- Download the slides and videos and place them in your presentation software (i.e., ProPresenter, Media Shout).
- Place 2 mics on stands near the worship leader for Scripture readers. (One of these mics can be used for the reporter.)
- Gather game supplies and place them in a basket to the side of stage
- Place blank sheets of paper and pens/pencils underneath the end of each row for the “Lift Your Head” activity. (Or, if available, in the backs of pews.)
- Place “news desk,” chairs, and news anchor mics on one side of the stage if space allows. If not, place them off stage with stagehands ready to bring them on at the right time.

PRE-SERVICE

As parents and kids are walking in, have the environment ready for them. Ensure greeters are in place, and play upbeat, familiar music.

- Play worship music as families enter
- On screens: video or slide of the event or ministry title

1 minute before start time:

- 1-minute countdown video
- Band, worship team, and children get into place

WELCOME

HOST: Welcome! We are so glad you're here to join us in worshipping together. This is a night for families. It's a night to sing, dance, laugh and worship our God. We are so excited you are here. We're going to have some fun playing games, we're going to connect with each other, and best of all we're going to remember God's promises and praise Him together. Welcome to our Family Worship Night!

[PROMISES]

As song ends and HOST begins to speak, NARRATORS get in place in front of mics in two lines. NARRATORS 1, 3, and 5 should be in one line, and NARRATORS 2, 4, and 6 in the other.

HOST: This night is amazing for so many reasons. One reason is we are here with so many incredible parents and families! *(lead applause and cheers)*

Our God is amazing! He loves us so much and provided His Word for us to know Him better. We just sang it: His promises are forever. And He keeps every one. His Word reminds us that all His promises are answered YES! Kids, parents, let's all say this verse together.

[Verse Slide – 2 Corinthians 1:20]

For no matter how many promises God has made, they are “Yes” in Christ.

NARRATOR 1: It's so cool to know that God will always keep His word! He has made so many promises – like these...

NARRATOR 2: Romans 8:39 says that nothing can ever separate us from the love of God!

NARRATOR 3: Isaiah 19:20 reminds us that God protects and defends us!

NARRATOR 4: John 1:12 tells us that those believe in His name are sons and daughters of God!

NARRATOR 5: In Romans 8:31, God promises that He is on our side. And if God is for us, then who can be against us?

NARRATOR 6: God wants us to know Him! When we remember His promises, we can remember how much He loves us! He will always keep His promises.

[REMEMBER (1000 GENERATIONS)]

HOST: You know, the great part about worshipping with kids is that we get to have fun together! And we're going to have a little fun with this next song. We need a few volunteers to help us out!

(Pick 4 kids and ask them to bring a parent onstage with them. You might also use 3 kid/parent duos and give the last "volunteer" slot to a well-known member of your church staff – who is also a good sport!)

HOST: We're going to do something we like to call a Hand Motion Mad Lib. Our friends here are going to help us come up with the hand motions for this next song, but they won't know our mystery verse until after they create the motions. Let's meet our volunteers!

(Ask each person to say their name, perhaps even having the kid introduce the parent. Repeat the names into the mic so everyone can hear.)

HOST: Alright guys, now I want you to remember this: all these people out here *(motion to the congregation)* have to do whatever hand motions you come up with! *(To the crowd)* Why don't you guys stand up, and let's get started.

[Volunteer #1], I need you to come up with a hand motion for someone who is *very* stealthy.

(When the volunteer comes up with a motion, repeat it and have everyone in the congregation do it together.)

[Volunteer #2], I want you to point to yourself in a super fun and creative way.

(Again, repeat the hand motion with the congregation.)

[Volunteer #3], you've seen something that disgusts you and you just want to get it away!

(Repeat the hand motion with the congregation.)

And [Volunteer #4], show us your happy dance!

(Repeat the hand motion with the congregation.)

Okay, are you ready to hear our mystery verse? Here goes: I have HIDDEN (*do motion #1*) your Word in my HEART (*do motion #2*) that I might not SIN (*do motion #3*) against you. Everyone got it? (*Repeat the verse and motions.*) What's that? We're missing one? You're right! We're going to do our happy dance during every dance break! (*Do Volunteer #4's happy dance in the instrumental section after each chorus of the song.*) Are you guys ready?! Here we go!

[HIDDEN YOUR WORD]

Remember (1000 Generations)

based on the recording from the album
Promises by Doorpost Songs

David Ray

♩ = 104

The musical score is written for piano and voice in 4/4 time, with a tempo of 104 beats per minute. The key signature has two flats (B-flat and E-flat). The score is divided into three systems. The first system (measures 1-4) features a piano introduction with a synth fade, marked *mf*. The piano part includes chords E \flat 5, E \flat , E \flat /F, and A \flat 2. The second system (measures 5-8) continues the piano accompaniment with the same chord progression. The third system (measures 9-12) introduces the vocal melody. The vocal line starts with a rest for 8 measures, then enters in measure 9 with the lyrics 'Re - mem - ber the won - ders of the'. The vocal melody is marked *mf*. The piano accompaniment continues with the same chord progression. A box labeled '1 Verse' is placed above the vocal line in measure 9. The piano part includes a repeat sign in measure 10.

5

5

1 Verse

1x - W.L.
2x - Kid solo

mf Re - mem - ber the won - ders of the

E \flat 5 E \flat /F A \flat 2

12

Mir - a - cle Mak - er. Re - mem - ber the won - ders of the

$A\flat_2$ $E\flat^5$ $E\flat^5$
F

16

Judg - ment Pro - claim - er. We are His chil - dren, and

$A\flat_2$ $B\flat_{\text{sus}}$

20

2 Chorus

cues W.L. 2x only ALL

He is the Lord our God. (Oh,) God, You re - mem - ber

$A\flat_2$ $E\flat^5$

cues 2x only

23

Your prom - ise for - ev - er. You're the

23

$E\flat^5$
F

$A\flat^2$

26

Cov - e - nant Keep - er. You are true to Your word

26

$E\flat^5$

$E\flat^5$
F

$A\flat^2$

29

for a thou - sand gen - er - a - tions. For a

29

Cm^7

$E\flat$
G

32

thou - sand gen - er - a - tions You re-mem - ber.

1

$A\flat 2$ $F m7$ $E\flat$

35

Kid solo Re -

$E\flat$
 F $A\flat 2$

38

ber.

2

$C m$ $B\flat$
 D $E\flat$ $A\flat$

42

C m B \flat /D E \flat A \flat

3 Bridge

46

Kid solo
m.² No word, no word from God, no word from God will ev - er fail.

C m B \flat /D E \flat A \flat

46

50

+ all kids
No word, no word from God, no word from God will ev - er fail.

C m B \flat /D E \flat A \flat

50

54

ALL *mf* No word, no word from God, no word from God will ev -

C_m *B \flat* *E \flat*

54

cresc.

2a Chorus

57

er fail, will ev - er fail! *W.L. only* God, You re-mem - ber *ALL* Your

A \flat

57

61

prom - ise for - ev - er. You're the Cov - e - nant Keep - er.

A \flat 2 *E \flat 5*

61

64

You are true to Your word for a

$E\flat^5$
F

$A\flat^2$

67

thou - sand gen - er - a - tions. For a thou - sand gen - er -

Cm^7

$E\flat$
G

$A\flat^2$

70

a - tions. For a thou - sand gen - er - a - tions You re-mem -

$E\flat$
B \flat

Fm^7

$A\flat^2$

Outro

73

ber.

E \flat

E \flat
F

A \flat 2

76

cues W.L. only

You re-mem - ber.

E \flat

E \flat
F

79

A \flat 2

E \flat 5

Rise Up (Eagles)

based on the recording from the album "Hope" by Doorpost Songs
Isaiah 40:28-31

Swung 16ths ♩ = 78

David Ray

W.L. 8vb throughout

Oh! Oh!

D_m *detached* **F** **C** *sim.*

1 Verse

W.L. only


E - ven youths grow ti - red, e - ven youths grow wea -

G_{m7} **D_m**



ry, and e - ven young men stum - ble and fall. *ALL* E - ven youths grow ti -

F **C** **G_{m7}**

1a Verse 2



2 Chorus



18

up, like ea-gles rise! Rise up, rise up, those who hope in the Lord

$Gm7$ $D(unis.)$ Dm $\frac{Dm}{E}$ F

3rd X to Coda

21

rise up, rise up, like ea-gles rise! E-ven youth grow ti Oh!

C $\frac{C}{D}$ $Gm7$ *2x add pedal* Dm Dm $\frac{C}{E}$

play cues 2x only

25

Oh!

F $\frac{F}{A}$ C $\frac{C}{D}$ $Gm7$ $\frac{Gm7}{F}$ Dm *detached*

sub. mf

29 **3** Bridge *Kid Solo*

mf Do you not know, have you not heard? He's the e-ver-last-ing God, Ma-ker of the Earth.

29

29 **F**

This system contains three staves. The top staff is a vocal line in G major (one flat) with a 3/4 time signature. It begins at measure 29 with a 'Kid Solo' section marked with 'x' notes. The lyrics 'Do you not know, have you not heard? He's the e-ver-last-ing God, Ma-ker of the Earth.' are written below. The middle staff is a vocal line with rests at measures 29 and 30. The bottom staff is a piano accompaniment in G major, featuring a steady eighth-note pattern in the right hand and rests in the left hand. A chord symbol 'F' is placed above the piano staff at measure 30.

31

Ne-ver, no ne-ver grow ti-red or wea-ry, what no-one un-der-stands He can see clear-ly.

31 *BGVs, at pitch*

W.L., at pitch

31 **C** *sim.* **G_{m7}** **N.C.**

This system contains three staves. The top staff continues the vocal line from measure 31 with the lyrics 'Ne-ver, no ne-ver grow ti-red or wea-ry, what no-one un-der-stands He can see clear-ly.' The middle staff features background vocal lines ('BGVs, at pitch') and a solo line ('W.L., at pitch') starting at measure 32. The bottom staff is the piano accompaniment, with chords C, Gm7, and N.C. indicated above the right hand. The right hand plays a steady eighth-note pattern, while the left hand has rests.

33

He gives strength to the wea-ry and worn, gives po-wer to the weak and for - lorn.

Solo BGV

KIDS + BGVs

Rise up!

Dm **F**

D.S. al Coda

35

E - v'ry-one gon - na stum - ble some - times, but those whose hope is in God will rise!

Solo BGV

up!

C **Gm7** **D(unis.)**

Coda

Tag

37

up! They'll run and not grow wea - ry, walk and not

37

KIDS + BGVs Like ea - gles Rise up!

37

G^{m7} add pedal D(unis.) D^m C
E

39

grow faint, soar on wings like ea - gles, they will rise.

39

Rise up! Rise up!

39

F F/A C C/D

41

They'll run and not grow wea - ry, walk and not

They will rise. Rise up!

$Gm7$ $\frac{Gm7}{F}$ Dm $\frac{C}{E}$

43

grow faint, soar on wings like ea - gles, they will rise!

Rise up! Rise up!

F $\frac{F}{A}$ C $\frac{C}{D}$

45

They will *ALL* rise up, rise up!

45

They will rise.

45

G_{m7} **G_{m7}
F** **D_m** **N.C.**